


**INTERGOVERNMENTAL OCEANOGRAPHIC COMMISSION  
(of UNESCO)**

**Twenty-first Session of the IOC Committee on International Oceanographic  
Data and Information Exchange (IODE-XXI)  
Ensenada, Baja California, Mexico 11-15 March 2013**

## Reports of the NODCs, DNAs and Marine Information Centres

	<p><b>Doc Number: IOC/IODE-XXII/ 9</b></p> <p>Submitted by: R. GELFELD</p> <p>Date: 10/11/2012</p> <p>Original Language: English</p> <p>Agenda Item: 4.1</p> <p>Status: PUBLISHED</p>
---	---

*This document provides information on the inter-sessional activities of the **Reports of the NODCs, DNAs and Marine Information Centre***

This Agenda item was drafted by Mr. Robert Gelfeld, referring to Document IOC/IODE-XXII/9 (Report on activities of the NODCs and DNAs) and Document IOC/IODE-XXII/9 add (Full National Reports). The Secretariat continued to revise the national report format to encompass an online survey (one for Data Management and one for Marine Information Management) as prepared for IODE-XX and IODE-XXI and was modified slightly to reflect changes during the intercessional period for 2011-2012. These surveys have allowed the Secretariat to obtain more quantitative information that would enable it to identify trends at the national level, as well as questions to identify capacity building and general IODE programme needs.

At the time this document was prepared 50 of the 84 (60%) of the IODE national coordinators for data management, and 28 of the 53 (53%) of the IODE national coordinators for marine information management responded to the IODE national reports 2011-2012 survey (for 2009-2010 the percentages were 71% and 75% for DM and MIM respectively). The number of respondents has therefore decreased by more than 10%. The conclusions for MIM have to be taken with some reserves in view of the low number of responses. Member States will be encouraged to reflect on why there continues to be a limited response to the online surveys from the overall IODE community.

If we count in terms of NODCs then only 42 of the NODCs responded (52.5%). In terms of response by region the below table shows the results: *(note that Russian Federation has been included in E Europe):*

	NODC s in region	responses received	%
Europe(+E Europe)	28	21	75%
Africa	21	8	38%
North America	2	2	100%
Latin America	11	6	54%
Caribbean Isl	6	1	16.6%
W Pacific	7	4	57%
Indian Ocean/PersG	5	2	40%
	80	42	52.5%

For the 2011-2012 survey results (sum of NODCs and national coordinators):

Region	DMresponses	MIMresponses
Europe(+E Europe)	27	10
Africa	9	6
North America	1	2
Latin America	7	3
Caribbean Isl	1	1
W Pacific	3	3
Indian Ocean/PersG	2	3
	50	28

***Conclusion: Europe has the highest response rate. The Caribbean Islands region has the lowest response rate, followed by Africa and the Indian Ocean/Persian Gulf region. The poor response rate of Africa is surprising in view of the success of ODINAFRICA.***

### ***Staffing levels at the NODCs and marine libraries***

For 55% of the NODCs staffing levels have remained the same since 2009-2010 and for 17% it has increased. For only 5% of the NODCs staff has decreased.

For 41% of the marine libraries staffing levels have increased, while for 37.5% staffing has decreased. Further analysis revealed no geographic pattern.

***Conclusion: Overall NODC staffing has remained at the same level or increased as compared to 2010-2011.***

### ***Operational budget of the NODCs and marine libraries***

For 21% of the NODCs then annual operational budget is between US\$ 1,000 and US\$ 10,000; for 27% of the NODCs the annual operational budget is between US\$ 10,001 and US\$ 50,000. For 44% of the NODCs the budget has remained the same as in 2009-2010; for 23% the budget has increased, while for 21% it has decreased. So for only 1 in 5 NODCs the budget has decreased.

Surprisingly 33% of the marine librarians were not aware of their operational budget. For 20% the budget is between US\$1000 and US\$ 10,000; for 16.7% it is between US\$ 10,001 and US\$ 50,000. For 43% of the marine libraries the budget remained the same as in 2009-2010; for 20% it increased while for 16.7% it decreased. So for only 1 in 6 marine libraries the budget has decreased.

From the survey results we can only conclude that the NODCs and marine libraries do not display an overall decrease in resources (staff and funding) during the past intercessional period.

***Conclusion: Overall NODC operational budget has remained at the same level as compared to 2010-2011.***

The majority of Member States reported that they are an IODE national oceanographic data centre (NODC) and are evenly split between being a centralized (single) and distributed (multiple) centre. An overwhelming number now provide their services online and the majority of Member States have a metadata catalogue. Most receive data from government and academic agencies and a smaller proportion also receive data from privately funded research institutions and/or from industry. Most Member States have a documented data strategy and apply the 'IOC Oceanographic Data Exchange Policy'. This includes the timely, free and unrestricted international exchange of oceanographic data and associated metadata.

The Data Centres maintain a well-rounded staff and a majority of the Member States have seen an increase in budget and working staff or remained the same. Travel and training resources for most centres are critical to benefit from membership in IODE primarily through the contacts in other centres and the experience they share. There continues to be inconclusive information to analyze the annual operational budget for data centres (excluding staff cost) [converted into US Dollars], though the majority of Member States have indicated that it has remained the same or slightly increased. Member States will be encouraged to comment on how a revised series of budget questions should be included in future surveys.

The Member States continued to collect and archive all types of oceanographic data and more of these data are available online. The majority have a discovery metadata catalog and there continues the trend to make this available online. The range of data types handled by Member States include: physical, chemical, biological, marine meteorology and atmospheric data, geological and geophysical data and most data centres process delayed-mode data along with some real-

time data. Access to real-time data and GIS are increasing throughout the community.

All of the Member States agreed that quality control should be a priority including reviewing and revising existing manuals where appropriate. A limited number of Member States continue to provide data to WDCs Oceanography. A clarification on the future of the WDCs was discussed in **IODE-XXI 9.5 Cooperation with ICSU**.

Member States continue to increase their role in IODE activities including participation in JCOMM/ETDMP, OBIS, OceanPortal, the Standards Project and other IODE programmes (i.e. GE-BICHE, GE-MIM, GODAR, GOSUD and MARINE XML). There is also active participation in SeaDataNet, CLIVAR and other major science programmes.
























Results from the Marine Information survey show that a majority of information centres are research institution libraries have seen an increase in online users and number of requests for 2011-2012. There has been an increase in the digitization of data and the preservation of data. They participate fully in IODE Global activities and have increased their participation in OceanDocs and OceanExpert. There has been a dramatic increase and demand in online products.

The IODE capacity building strategy implemented through the ODINAFRICA and ODINCARSA projects had substantially increased the capacity of the participating countries as reflected in the national reports. The newer ODIN programmes (ODINCINDIO, ODINECET, ODINWESTPAC, and ODINBLACKSEA) continue to develop. Many Member States have hosted scientists and data managers from IODE data centres that have been mutually beneficial and have participated in IODE training courses.

Participation in OceanExpert is now at all time high. Member States are encouraged to increase their participation in IODE training through OceanTeacher by attending courses and volunteering experts for training.

Support for providing direct financial support to IODE in 2011-2012 through the IOC (confirmed) and sending a visiting expert to the IOC Project Office for IODE in 2010-2012 for a period of 3-12 months continue to be low due to the uncertain budget situations in throughout the IODE community. Member States are encouraged to provide extra-budgetary funds to support IODE activities.

Table 1 - IODE-XXII National reporting survey

Country	Data Management report submission status	Information Management report submission status
Angola		
Argentina		
Australia		
Austria		NA
Bangladesh		
Barbados		
Belgium MUMM		NA
Belgium VLIZ		
Belize		NA
Benin		NA
Brazil		
Bulgaria		
Cameroon		
Canada		
Chile		
China		
Colombia		
Comores		NA
Costa Rica		NA

Cote d'Ivoire		
Croatia		
Cuba		
Cyprus		NA
Denmark		NA
Ecuador		NA
Egypt		
El Salvador		
Eritrea		NA
Estonia		NA
Finland		
France		NA
Gabon	NA	
Georgia		NA
Germany		NA
Ghana		
Greece		
Guinee		
Iceland		
India		
Islamic Republic of Iran		
Ireland		NA

Israel		NA
Italy		NA
Japan		
Kazakhstan		NA
Kenya		
Republic of Korea		NA
Kuwait		NA
Madagascar		
Malaysia		
Malta		
Mauritania		
Mauritius		NA
Mexico		NA
Morocco		NA
Mozambique	NA	
Myanmar		
The Netherlands		NA
New Zealand		
Nigeria		NA
Norway		NA
Panama	NA	
Peru		

Poland		NA
Romania		
Russian Federation		
Senegal		
Slovenia		NA
South Africa		NA
Spain		NA
Sri Lanka		
Sweden		
Tanzania		
Thailand		
Togo		NA
Tunisia		
Turkey		
Ukraine IBSS		
Ukraine MHI		NA
United Kingdom		
United States		
Venezuela		NA
Viet Nam		NA